

**STRUCTURED FEEDBACK ANALYSIS  
REPORT ON CURRICULA  
2016-2017**



**SWAMI VIVEKANAND SUBHARTI UNIVERSITY  
MEERUT**

# Swami Vivekanand Subharti University

## STRUCTURED FEEDBACK ANALYSIS REPORT ON CURRICULA

### Academic Year 2016-2017

Feedback is a powerful tool that can be utilized for the progressive development of any open system, more to an educational system like a University. Feedback is collected from all the stakeholders like the *students, teachers, employers, alumni etc.* The parents, teachers, alumni and employers also express their ideas on the existing pattern and offer suggestion to improve. It is with these ideas, the University consider the importance of feedback from all stakeholders and take effective action based on that responses.

The prime aim of feedback is to ensure that every student has access to competent and qualitative teaching which leads to vibrant academic, social and personal growth. The IQAC regularly monitors the activity along with other quality initiatives.

Feedback was collected where the stakeholders marked their level of satisfaction as Satisfied or Dis satisfied. The feedback analysis includes a meticulously sorted out responses of each parameter in the feedback format, tallied the total numbers in each category and depicted the same graphically in the form of bar diagram.

The analysis is summarized below, according to stakeholder responses.

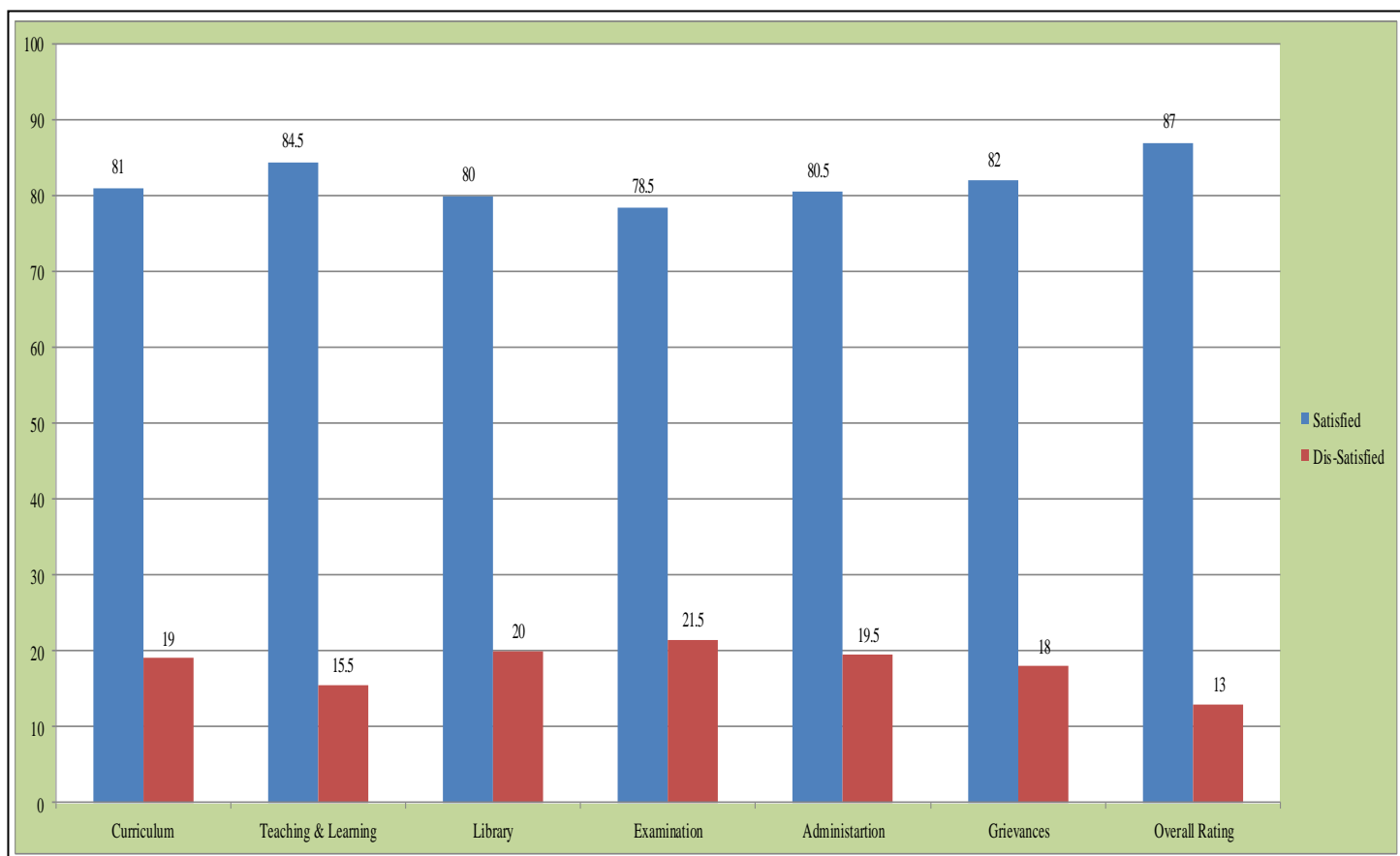
# Students Feedback

Student feedback has been integrated to improve and ensure the quality of the teaching methods used to improve the program. These responses were collected by using feedback forms. Overall consolidation showed that students rated aspects of the curriculum on a positive level. Student feedback on the content of the course and the relevance of reading the textual material and ultimately the usefulness of the course in solving social problems was deemed essential for improving the quality of education. In this context, student comments are collected through the administration of the feedback form. This helps to identify that whether the content of the course is sufficient/adequate or not.

## **Analysis:**

- Students feedback analysis report shows that in curriculum 81% were satisfied whereas 19% were dissatisfied.
- Level of student satisfaction on Teaching & Learning was 84.5 % (Satisfied) & 15.5% Dissatisfied.
- Analysis of response on Library shows 80% were satisfied and 20% were dissatisfied.
- Feedback analysis on Examination shows 78.5% were satisfied as well as 21.5% were dissatisfied.
- 80% of the students were satisfied with the administration and 20 % were not satisfied.
- 82% of the students were satisfied with the grievance resolution related to curricular aspects as well as 18 % were not satisfied.
- On overall satisfaction of student response shows that 87 % were satisfied whereas 13% were not satisfied.

## Graphical Representation of Students Feedback Response



### Action Taken:

For identifying the gap in the syllabus as per the requirement of various stakeholders, the college has taken feedback on curriculum from the students regarding their subject. After analyzing the feedback of students, the following actions were taken to improve the satisfaction level of students.

More value added courses to be added from session 2017-18. Advance teaching learning strategies to be implemented.

HoD, library science was given responsibility to add more recent edition books to library collection. All college administrators' were instructed to be more flexible in administrative support to students. Grievance redressal mechanism regarding curricular aspects at institute level to be strengthened.

# Alumni Feedback

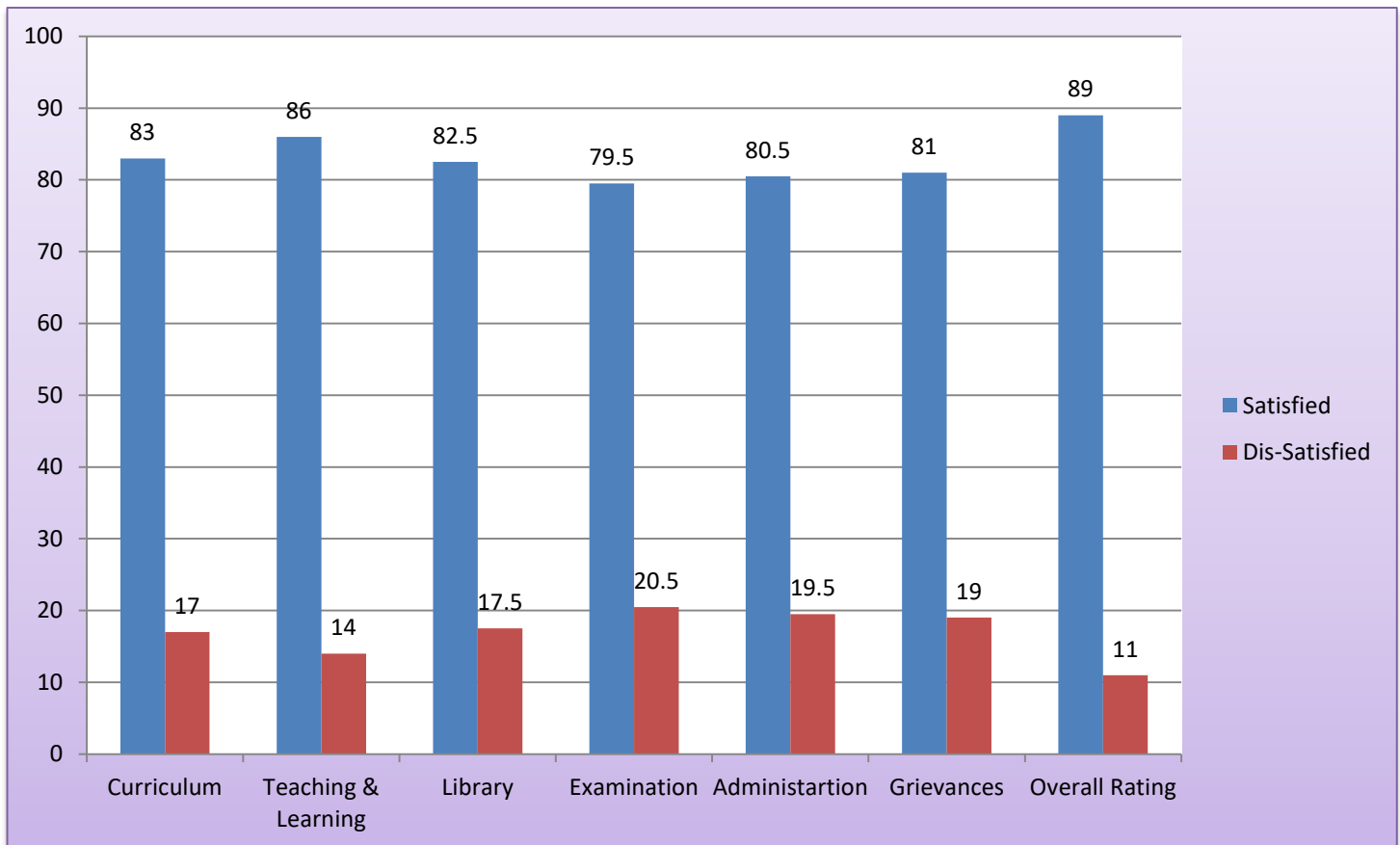
Supportive alumni network is crucial for the success of any institution. Alumni feedback offer important angle for appraising academic programs and student services. Alumni feedback occupies a foremost position in the strategic development and revision of curricula.

## **Analysis:-**

- Alumni feedback analysis report shows that in curriculum 83% were satisfied whereas 17% were dissatisfied.
- Level of alumni satisfaction on Teaching & Learning was 86 % (Satisfied) & 14% Dissatisfied.
- Analysis of response on Library shows 82.5% were satisfied and 17.5% were dissatisfied.
- Feedback analysis on Examination shows 79.5% were satisfied as well as 20.5% were dissatisfied.
- 80.5% of the alumni were satisfied with the administration and 19.5% were not satisfied.
- 81% of the alumni were satisfied with the grievance resolution related to curricular aspects as well as 19% were not satisfied.
- On overall satisfaction of alumni response shows that 89 % were satisfied whereas 11% were not satisfied.

Maximum percentage of the alumni was very positive about the curriculum and maximum of them expressed that the curriculum is well structured.

## Graphical Representation of Alumni Feedback Response



### Action taken:

*After analyzing the feedback of alumni, the following actions were taken:*

- More skill enhancement modules to be included
- Alumni to be included as BOS external expert

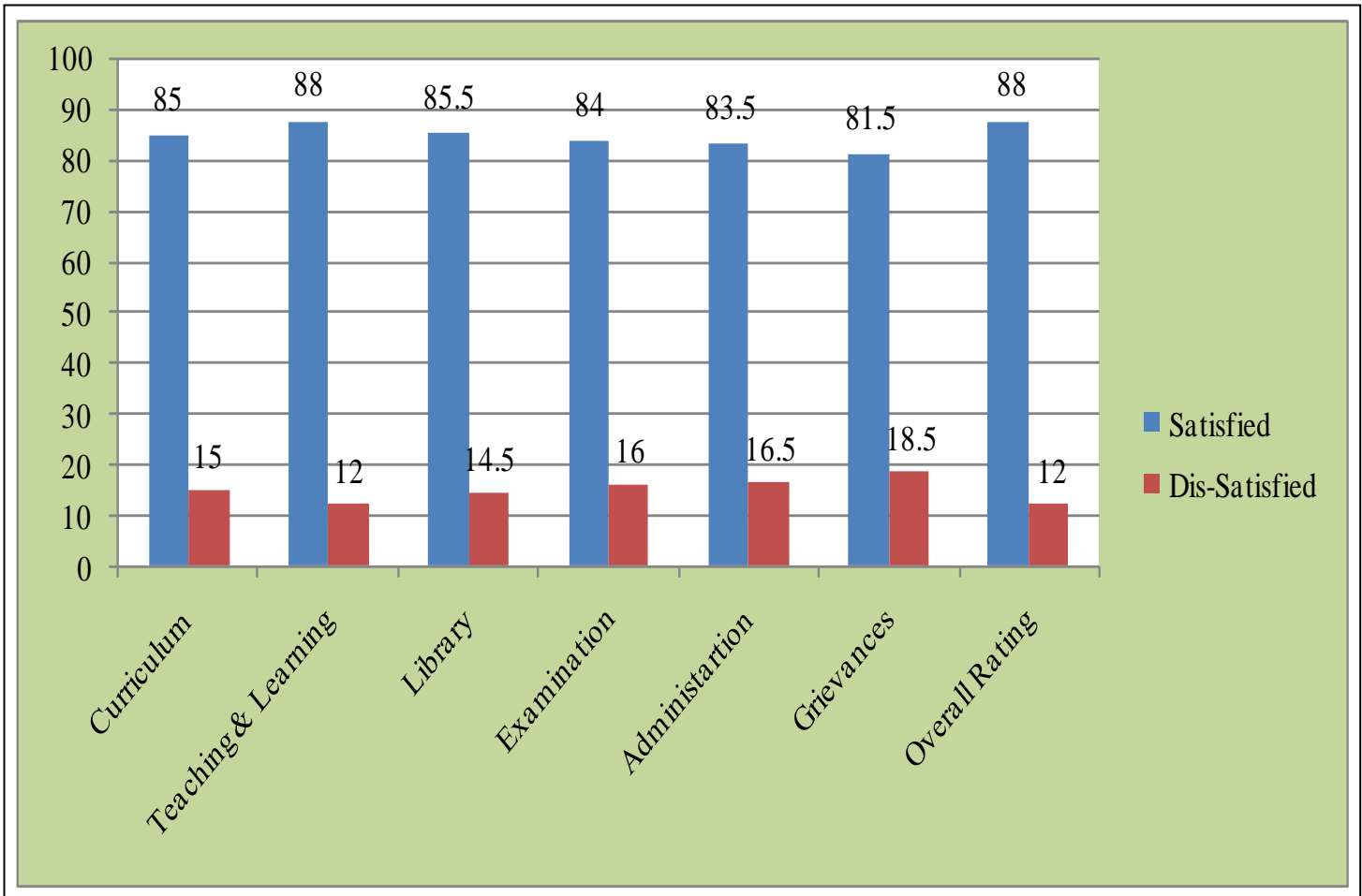
# Teachers Feedback

Faculty members are asked to give their valuable suggestions and feedbacks about teaching learning process and activities. Suggestions found useful are put forward for discussion & implementation. In accordance with these feedbacks and discussions, the course contents are revised after getting formal approval from the authorities.

## **Analysis:-**

- Teachers feedback analysis report shows that in curriculum 85% were satisfied whereas 15% were dissatisfied.
- Level of teacher satisfaction on teaching & learning was 88 % & 12% Dissatisfied.
- Analysis of response on Library shows 85.5% were satisfied and 14.5% were dissatisfied.
- Feedback analysis on Examination shows 84% were satisfied as well as 16% were dissatisfied.
- 83.5% of the teachers were satisfied with the administration and 16.5% were not satisfied.
- 81.5% of the teachers were satisfied with the grievance resolution related to curricular aspects as well as 18.5% were not satisfied.
- On overall satisfaction of teachers response shows that 88 % were satisfied whereas 12% were not satisfied.

## Graphical Representation of Teachers Response



### Action taken:

After analyzing the feedback of teachers, the following actions were taken to improve the satisfaction level of students.

- Improve the facilities for faster and more access to on line reading materials.
- More e – learning resources to be developed
- Videos from various learning resources be made available
- Value added courses to be added as per the current trends and updates.



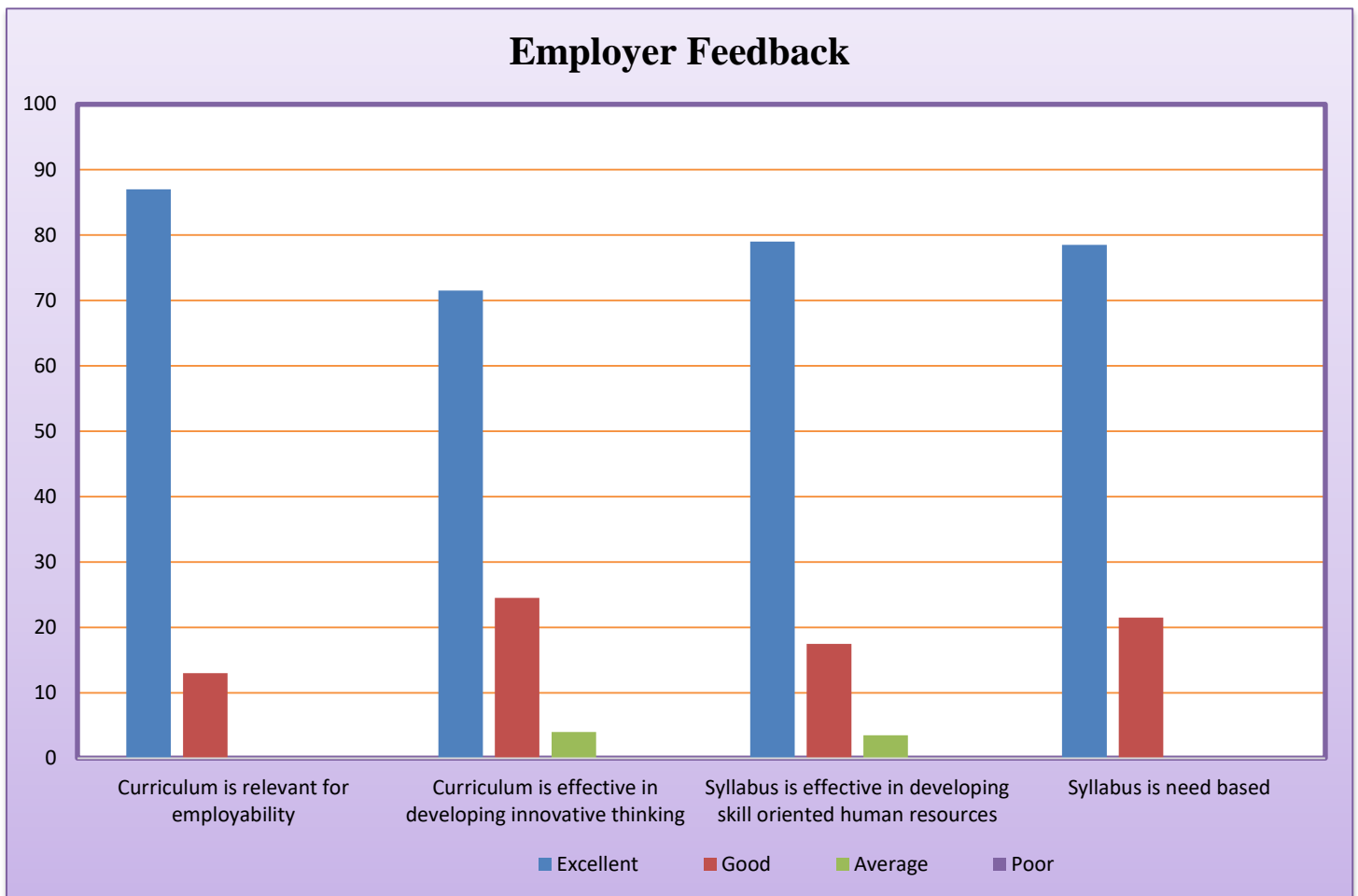
# Employers Feedback on Curriculum

In order to understand and meet the expectation of the industry demands, a questionnaire is prepared and feedback is collected from various employers. The feedback of employers is valuable as it provides the basis for further enrichment in curricular aspects and overall performance of students.

## **Analysis:**

- Employer's response to whether Curriculum is relevant for employability shows that maximum ie.87% responded as excellent and 13% responded as good.
- As per the feedback regarding whether Curriculum is effective in developing innovative thinking, 71.5% responded as excellent, 24.5% as good and 4% as average.
- Feedback of employers regarding whether Syllabus is effective in developing skill oriented human resources, 79% responded as excellent, 17.5% good and 3.5% as average
- Syllabus is need based 78.5% responded as excellent and 21.5% as average

## Graphical Representation of Employers Responses



### Action taken:

- More skill development programmes to be organized by each associated Faculty/department
- Syllabus to be modified where ever applicable as per current needs and requirement to enhance capability.

# Parents Feedback on Curriculum

The strength of the educational institution depends a lot on the parents trust towards the educational institution. They see it as a prestige for the admission of their children to a particular University or institution. To understand the parents response towards the course and curricular aspects, a feedback is collected from them during the parents teachers meetings.

## **Analysis:-**

As per the feedback analysis of parents regarding Interaction with Faculty, 84.5% responded as excellent, 14.5% good, 1% as average.

Feedback regarding Infrastructure and lab facility, 79.5% responded excellent, 20% good, 0.5% average.

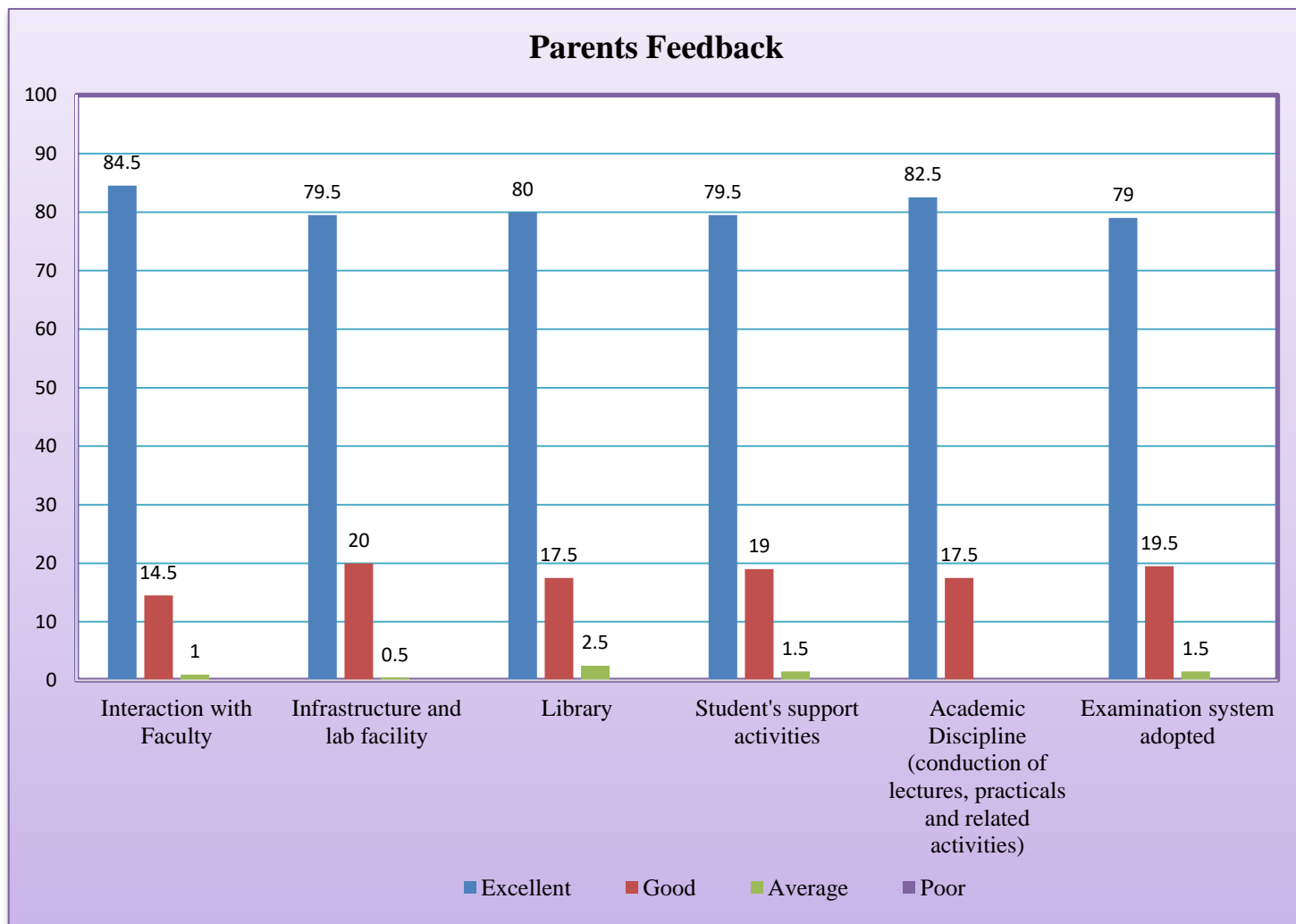
In regard to feedback regarding Library facilities, maximum parents 80% has given a response of excellent, 17.5% good and 2.5% as average.

Parent's response regarding student's support activities shows that 79.5% responded as excellent, 19% as good and 1.5% as average.

Parent's feedback regarding Academic Discipline (conduction of lectures, practical's and related activities) shows that 82.5% responded as excellent and 17.5% as good.

As per the analysis of feedback of parents regarding Examination system adopted, 79% marked excellent, 19.5% good and 1.5% average.

## Graphical Representation of Parents Response



### Action taken:

- Pre placement interview trainings and mock interviews need to be conducted
- Library facilities to be improved as responsibility is given to HoD Library Science

**Conclusion:**

Feedback received from all stakeholders is considered during the review process of curriculum. Implementing the suggestions of the stakeholders is important to stand with the student and industry demand and to strive towards providing quality education meeting the expectations of all stakeholders.



# Jai Hind!!

**Swami Vivekanand Subharti University, Meerut**

(Established under U.P. Govt. Act no. 29 of 2008 and approved under section 2(f) of UGC Act 1956)